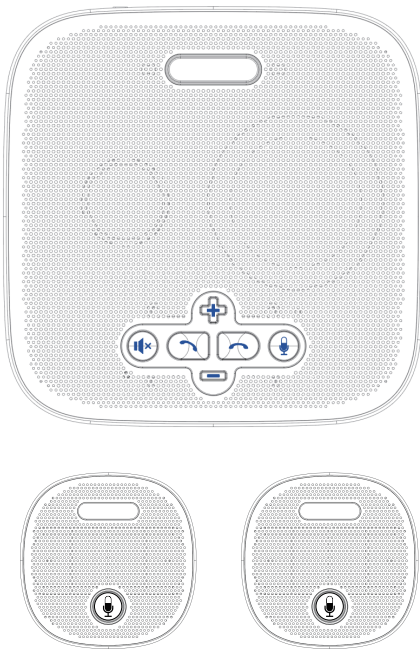


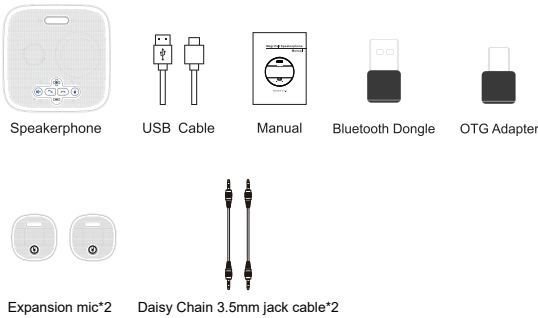
Omnidirectional Microphone

User Manual



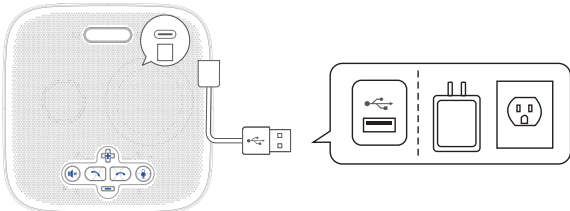
Version V1.1

1. Packing List



2. Charging

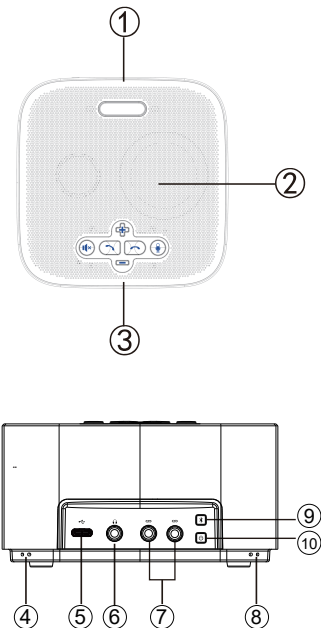
Plug the device into a USB power source. The device lasts for up to 27 hours of talk time and takes approximately 3 hours (PD charging, 5V/8000mA) to fully charge. You can check the battery level from the OLED.



3. Low battery warning

When battery is lower than 20%, the OLED battery turns red to indicate low power. along with warning tone every 3 minutes.

4. Button Function



- ① Status indicator
- ② Speaker
- ③ Function Keys
- ④ Microphone
- ⑤ USB Type-C
- ⑥ 3.5mm Jack
- ⑦ Expansion mic interface
- ⑧ Microphone
- ⑨ Bluetooth
- ⑩ Power

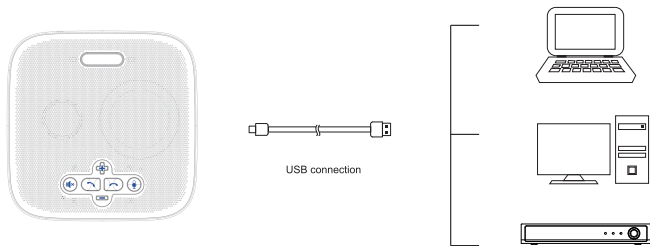
Button	Status	Function	Indicator light
	Speaker mute	ON/OFF Speaker mute (only for USB device)	ON: Green OFF: Red
	Volume down	Decrease volume	LOGO Indicator: 10-level display
	Volume up	Increase volume	
	Answer	Answer when calling	
	Hung up	Hung up when calling	
	Microphone mute	ON/OFF microphone mute	ON: Green OFF: Red

Bluetooth status indicator (only for Bluetooth device)	Blue light flashing	Bluetooth is pairing
	Green light on	Bluetooth connected
Microphone status indicator	Red light on	Microphone mute
	Green light on	Microphone working normally
Speaker status indicator	Red light on	Speaker mute
	Green light on	Speaker working normally
Localization Indicator	When the microphone detects a sound input, the indicator light in the corresponding direction will be on	

Note: When adjusting the volume, the blue light changes with the volume. The blue progress bar increases / decreases when adjusting the volume. When the volume is turned off, the indicator is red. After the volume is adjusted, the green light will return to on at an interval of 2s.

5. Connection Introduction

5.1 USB Connection



Once connected to your computer, it will automatically power on. It will automatically power off after 10 minutes of inactivity or no source.

5.2 Bluetooth Connection




- When the device is under normal working condition, press" " to turn on Bluetooth for pairing. The OLED screen display status is
- Put the mobile device or other devices to be connected in Bluetooth


device search mode, select the model of the device. The OLED will display " "after a successful connection. 3. Each time you power on the device, it will automatically connect with the last successfully connected device if available. 4. To disconnect Bluetooth, please press the Bluetooth button again.

5.3 Wireless Connection

- Connect to your computer by using a USB Dongle.
- The OLED screen display " " when USB dongle is connected.

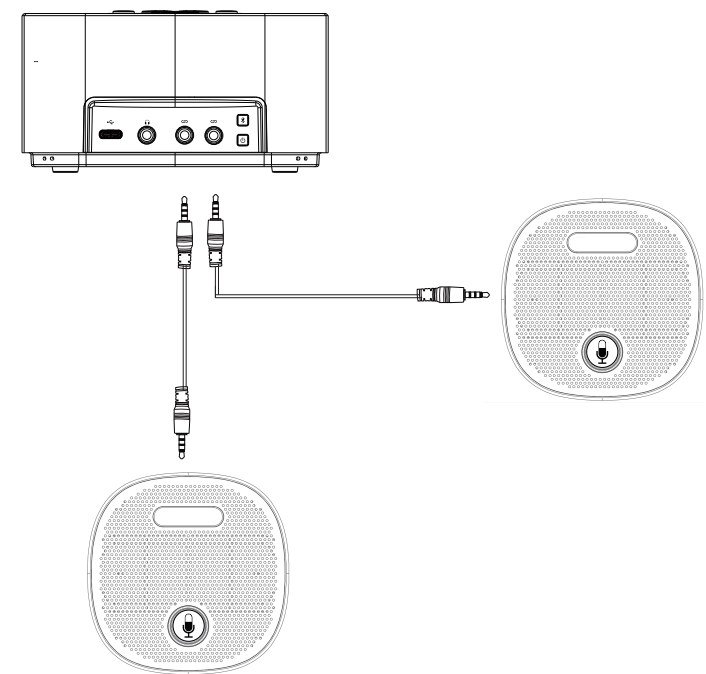


5.4 Headset Connection



Connect to the headset jack using a 3.5mm headset cable. When the headset is connected, the speaker is automatically muted.

The two red interfaces are extension microphone interfaces, and the two 3.5mm connection cables provided as option in this product are connected to the extension microphone (Note: the 3.5mm connection cables provided as option are dedicated to the extension microphone and cannot be used as ordinary audio cables).

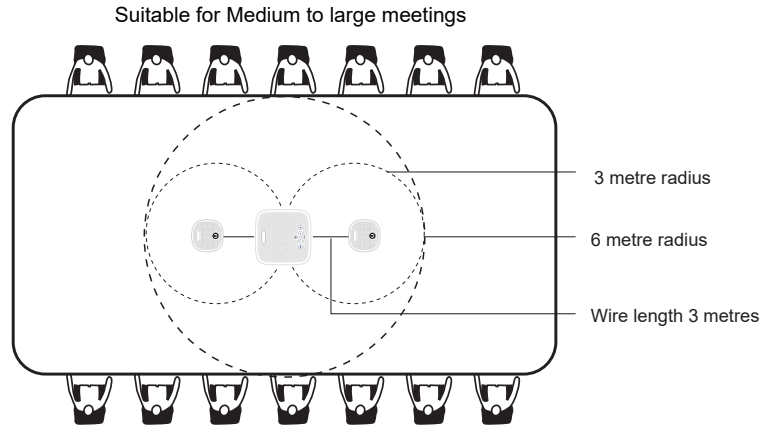


6.Technical Specifications


Item Name	USB / Bluetooth Speakerphone
Model No.	M6B
Bluetooth	BT5.0
Battery	8000mAH(Built-in lithium battery); Music time (up to 13 hours); Battery life(call) up to 27 hours; Fastest charge time: 3 hours; Regularly charge time up: 6 hours (Support PD2.0/3.0 charging, with maximum power up to 18W)
Connection Type	USB/Bluetooth/Wireless/3.5mm Jack (Daisy-chain version has 2x3.5mm Jack)
Meeting Room Size	15-30m²
Meeting With	Up to 15 attendees
Pickup Range	6 meters (19.68 feet)
Mics	8 professional microphones in 4 directions
Microphone Type	Omni-directional (360 degree pickup range)
Microphone Sensitivity	-38dBFS
Noise Reduction	Yes
Full Duplex Audio	Yes
AEC	Yes
Frequency Range	100Hz to 20kHz
Speaker	5W/110dB
Interface	1 x Type-C, 1x 3.5mm audio port,2x3.5mm Expansion mic interface
System Requirements	Windows 7/8/10 or above,MacOS 10.7 or above,Chrome OS V29.01547 or above
Application Support	Software: Skype, FaceTime, Zoom, Microsoft Teams, Hangouts, OBS, Xsplit, etc.
Working Temperature	0°~50°C
Storage Temperature	-10°~+60°C
Working Humidity	20%~85% RH (non-condensing)
Power Supply	USB:5V DC @3A Maximum or 9V DC @ 2A Maximum
Product Size	143mm*143mm*75mm/220*108*83mm(before/after packing)
Product Weight	1.02KG /1.67 KG(Net / Gross Weight)
Expansion Microphone	
Item Name	Micphone
Interface	1x3.5mm jack
Pickup Range	3 meters
Product Size	73.7*74*20mm(Net Weight)
Product Weight	95.5g(Net Weight)

7.Pickup Range

7.1PickupRange



7.2 Application Scenarios



8.Warranty

All products purchased from our company are guaranteed to keep in good re- pair for 36 months. If there are any quality problems during the guarantee per- iod, we will maintain them for free. Under any of the following conditions, relat- ed maintenance costs will be collected:

1. Product was not normally used.
2. Fire, electric shock, outside object collapse or other natural disasters causi- ng the equipment damaged.
3. Unauthorized repair, misuse, abuse or change.

