


# Conference Webcam



User Manual

# Contents

English .....	1-5
German .....	6-10
French .....	11-15
Spanish .....	16-20
Italian .....	21-25
Japanese .....	26-30

# Packing list

---

English

- 1 Webcam      2 USB Cable      3 Manual

## ■ Notice

After unpacking, please check if any of the accessories are missing. If so, please contact the manufacturer for replacements.

# Functions

---



113.8°wide angle



Built-in microphone, 360° voice pickup range



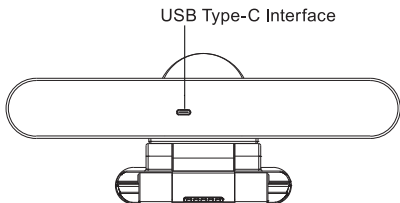
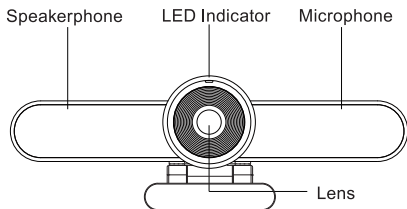
Simply plug&play connectivity

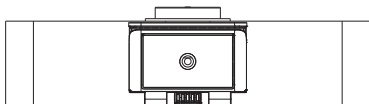


Windows 7 or higher, Mac OS X 10.9 or higher

# Product Overview

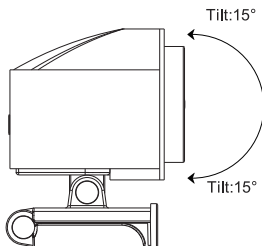
English





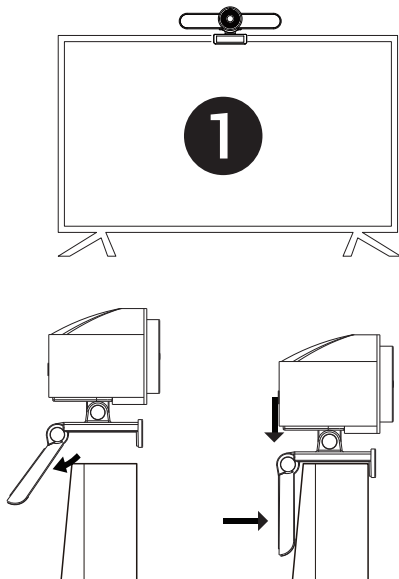
Screw port

Note: Support Tripod (need to buy)



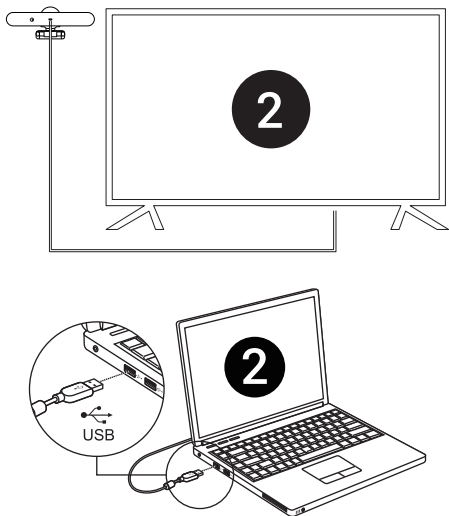
# Connection Diagram

English



# Connection Diagram

English



Connect the webcam to the conference TV or laptop via USB data cable to start running.

- 1 Webcam    2 USB-Kabel    3 Manual

## ■ Achtung

Bitte prüfen Sie nach dem Auspacken, ob der Packungsinhalt vollständig ist. Wenn es fehlt, wenden Sie sich bitte an den Händler, um Ersatz zu erhalten.

## Bedienungsanleitungen



113.8° verzerrungsfreier horizontaler Weitwinkel,  
klare Abdeckung des Besprechungsraums



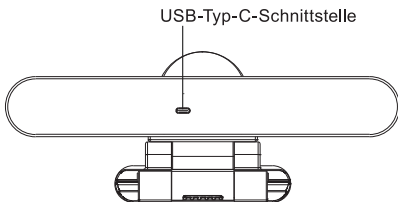
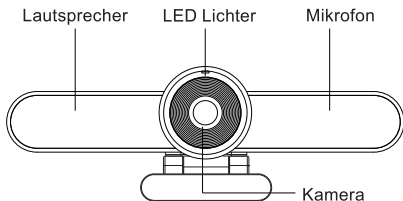
Es hat ein hochempfindliches Mikrofon im Inneren  
und kann in 360° gefunkt werden

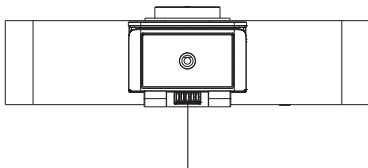


USB freier Antrieb, Plug & Play



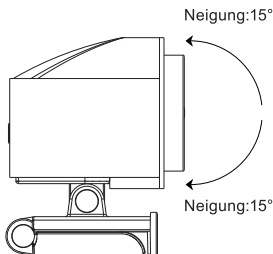
Es unterstützt mehrere Systeme: Windows 7 oder höher/  
Mac OS X 10.9 oder höher

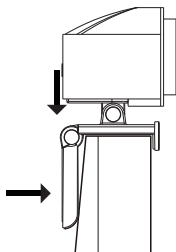
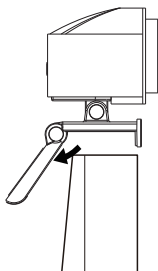
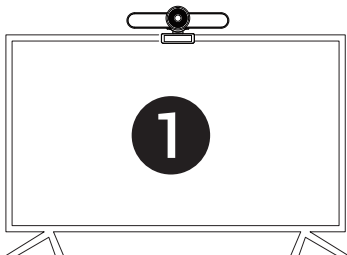


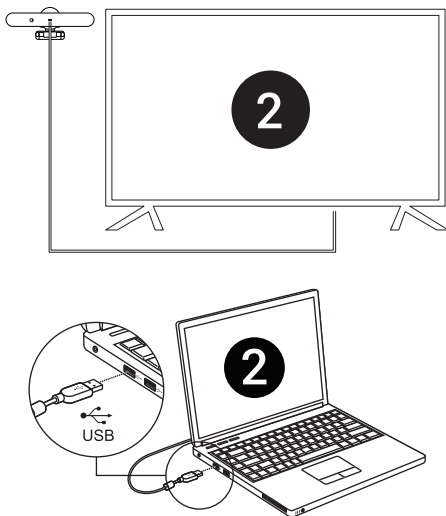


Schraubanschluss

Hinweis: Das Dreibein-Stativ kann an der Unterseite montiert werden (das Dreibein-Stativ muss vom Anwender erworben werden)







Verbinden Sie den USB-Anschluss der Webcam mit dem PC. Oder verbinden Sie den USB-Anschluss der Webcam mit dem TV.

# Liste de contenu

French

- 1 Webcam    2 USB Câble    3 Manuel

## ■ Remarque

Après le déballage, veuillez vérifier si le contenu de l'emballage est complet. S'il est manquant, veuillez contacter le revendeur pour un remplacement.

## Description de la fonction



Grand angle horizontal sans distorsion à 113.8°,  
couverture claire de la salle de réunion



Microphone haute sensibilité intégré, prise 360°  
omnidirectionnelle



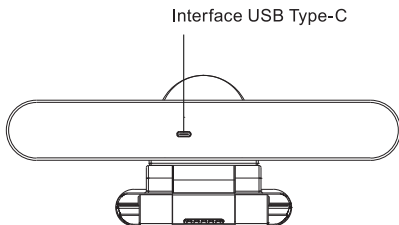
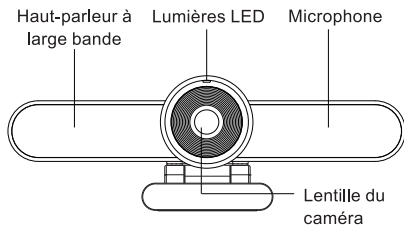
USB sans lecteur, plug - and - play



Prise en charge de plusieurs systèmes:  
Windows 7 ou plus/ Mac OS X 10.9 ou plus

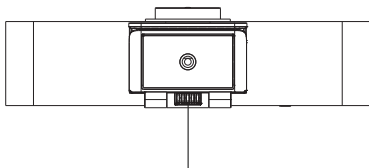
# Présentation du produit

French



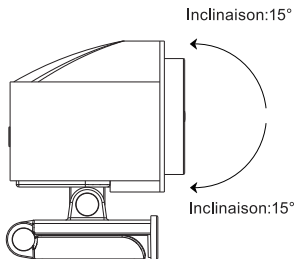
# Présentation du produit

French



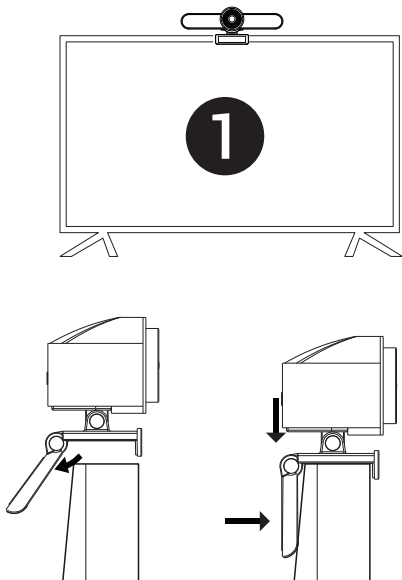
Trou de vis

Note: le support à trois pattes peut être installé en bas  
(le support à trois pattes doit être acheté par l'utilisateur)




# Diagramme de connexion

French



# Diagramme de connexion

French



Connectez le port USB de la webcam à la télévision.  
Ou connectez le port USB de la webcam au PC.

# Lista de empague

Spanish

- 1 Cámara de web    2 Cable USB    3 Manual

## ■ Atención

Después de desempacar, compruebe primero si el contenido del envase está completo. Si falta, póngase en contacto con el distribuidor para su reemplazo.

## Función descriptiva



Gran angular horizontal sin distorsiones de 113.8°, la cobertura clara de la sala de reuniones



Incorporan un micrófono de alta sensibilidad, que capta el sonido de todas las direcciones



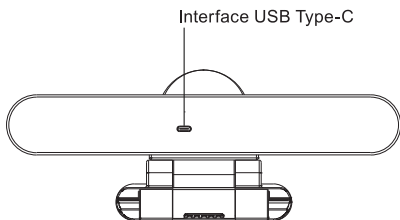
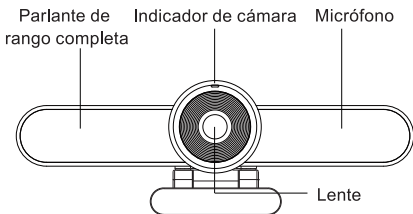
USB Sin controlador, plug and play



Admiten múltiples versiones del sistema: Windows 7 o las versiones superiores/Mac OS X 10.9 o las versiones superiores

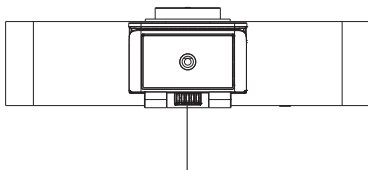
# Descripción del producto

Spanish



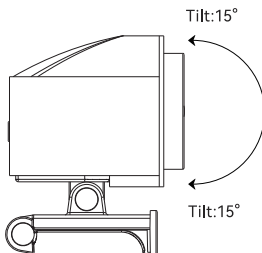
# Descripción del producto

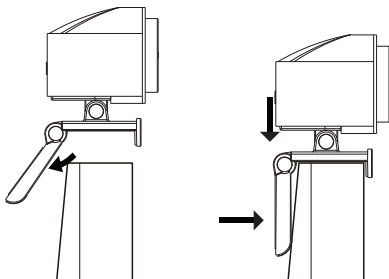
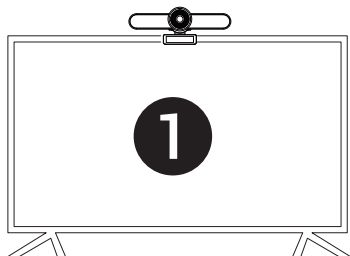
Spanish



Boca de tornillo


Nota: se puede instalar un trípode en la parte inferior  
(El trípode debe ser comprado por el usuario el si mismo)





# Diagrama de conexión

Spanish



Conecte el puerto USB de la cámara web al televisor.  
O conecte el puerto USB de la cámara web a la PC.

# Lista imballaggio

Italian

- 1 Una web camera
- 2 Un cavo di USB
- 3 Un manuale per d'uso

## ■ Attenzione

Dopo aver aperto la scatola, controllare se i contenuti sono completi, in caso di mancanza contattare il rivenditore per sostituire.

## Descrizione della funzione



113.8° senza livello di distorsione, copertura chiara della sala riunioni



C'è il microfono integrato ad alta sensibilità con il pickup a 360 punti tutt'attorno



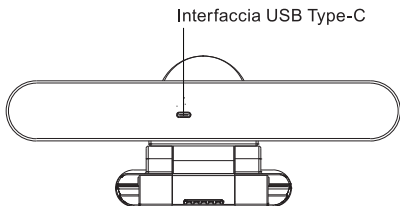
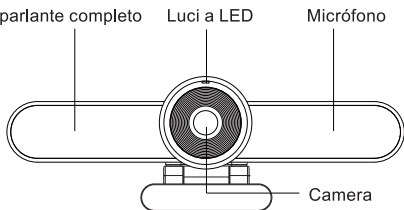
USB senza corpo, colleghi e puoi utilizzare

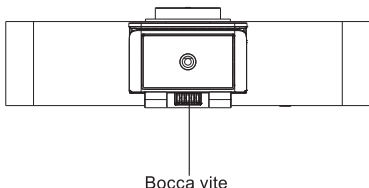


Supporta sistemi multipli: Windows 7 o delle versioni successive/Mac OS X 10.9 o delle versioni successive

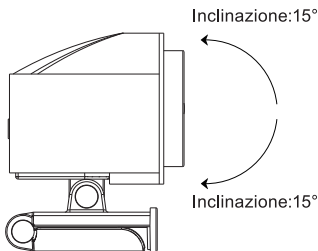
# Panoramica del prodotto

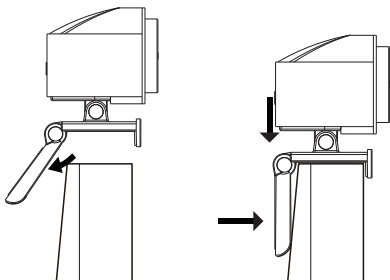

Italian

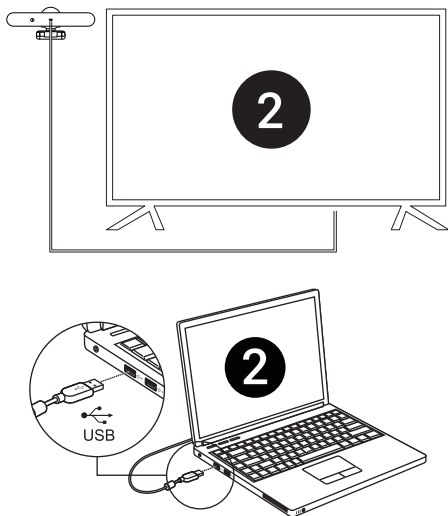




Nota: si può installare un treppiede nella parte inferiore (non inclusivo)







Collegare la porta USB della web camera alla TV.  
Oppure collegare la porta USB della web camera al PC.

- ① 会議用カメラ      ② USBケーブル      ③ マニュアル

## ■ お願い

開封後、内容物に不備がないか確認してください。不具合があった場合は、販売店に連絡して交換してください。

## 機能紹介



歪みのない113.8°の大規模な水平方向の広角で、会議室をクリアにカバーします。



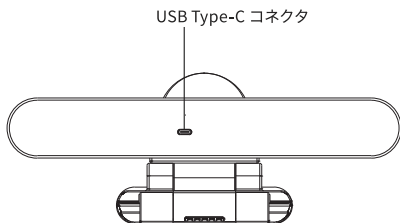
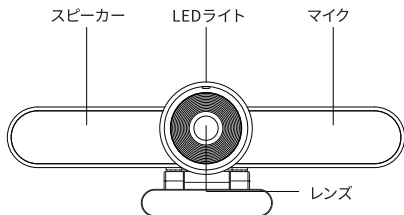
高感度マイクを内蔵し、360°全方位から音を拾うことができます。

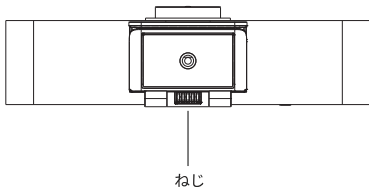


USBドライ ブ不要を実現し、プラグアンドプレイができます。

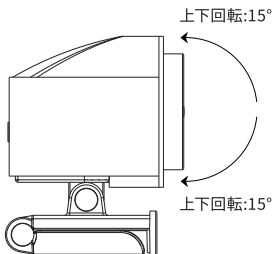


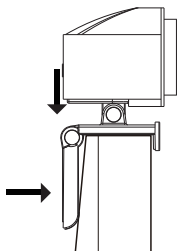
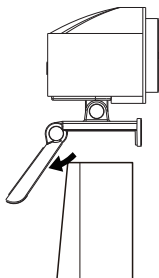

マルチシステム対応：Windows 7以上/  
Mac OS X 10.9以上。

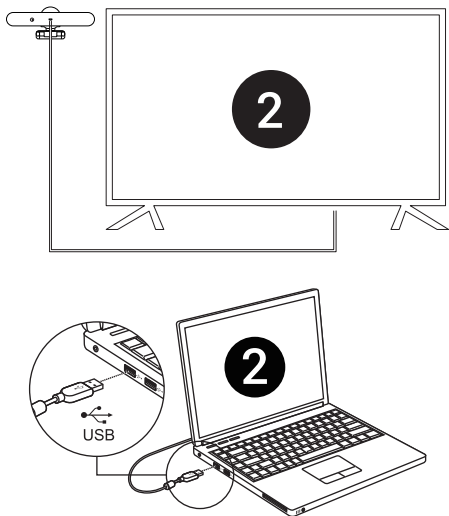




注：底面には3本脚スタンドを取り付けることができます  
(3本脚スタンドはユーザーが購入する必要があります)。







カメラUSBを会議室のテレビまたはパソコンに接続すれば、使用可能です。

# Warranty Card

## User's info

Name: \_\_\_\_\_ Tel: \_\_\_\_\_

Email: \_\_\_\_\_ Post code: \_\_\_\_\_

Address: \_\_\_\_\_

## Product's information

Product name: \_\_\_\_\_

Factory serial number: \_\_\_\_\_

## Faulty Description

---

---

---

---

## Attention

- 1.This card is considered as the Protection to fix warranty, so please reserve them carefully. Please fill in truthfully.
- 2.Please indicate the model number, Factory Serial Number and the detailed description of the fault information.

